






TAKE & MAKE CRAFT KIT

Flower Bouquet

Instructions:

-  Cut out tulips
-  Accordion fold the tulip 3x (about $\frac{3}{4}$ inches wide)
-  In the center of each fold, punch a hole with a pen, or use a hole punch
-  Weave the straw through the holes
-  Cut out and glue leaves onto straw
-  Place in a vase or cup for an instant summer bouquet!

